

Superintendent's iTAAP[®] Brief

Brought to You In Collaboration with
San Diego County Office of Education, South County SELPA

Addressing Revenue Shortfall

iTAAP's predictive analytics can help identify funding gaps and allocate resources more efficiently, aiding in financial planning and resource management.

By using predictive analytics, iTAAP enables every LEA to capture full LCFF base grants, concentration and supplemental grants, NSS allowances and operations grants for COEs.

Accurately predicts future ADA thereby capturing full LCCF base grants, NSS Allowance, and special education excess costs.



Improved Governance and Accountability

Real-time data at your fingertips make board and committee meetings as well as cabinet and principals meetings more productive.



Provides real-time performance indicator data



Forecasts future school performance



Tracks District, School and Student Performance



Analyzes each LCAP subgroup in real-time separately



Projected CA Dashboard - 2023-24 School Year Your School - Subgroups

English Learners

Special Educational Students

Students on 504 Program

Foster Youth Students

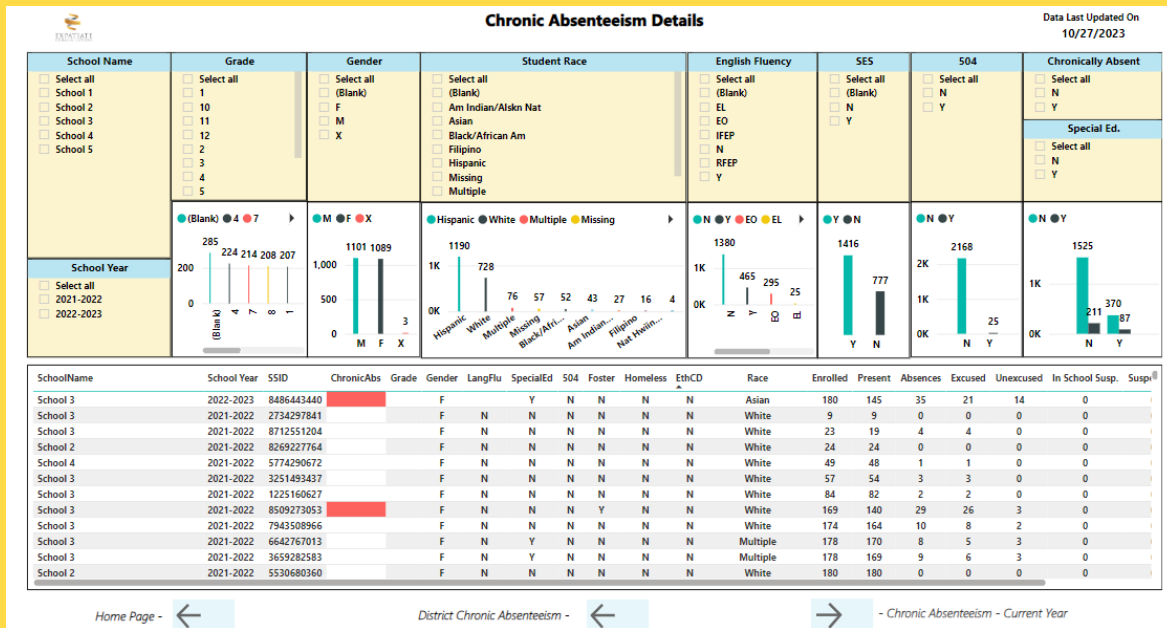
Homeless/Unhoused Students

Social Economical Disadvantaged Students

- Get reports delivered to you. No need to download
- Works with your existing systems
- No learning curve or staff downtime
- Automated alerts
- Focus on execution, not just planning

LCAP Accountability

- iTAAP keeps all your data, program, and fiscal compliance in one place. This makes oversight, reporting and tracking simple.
- Ensure that your Districts are addressing the needs of consistently low-performing student groups and that higher performing LEAs are addressing the needs of low-performing schools within the LEA.



- APR and PIR Compliance
- Automated Reporting
- Special Education Compliance
- Predict LCFF Assistance Status
- LCAP Goal Matching and Predictive Compliance

Make Smarter Staffing Decisions At Reduced Cost

iTAAP's tracking and analysis can inform staffing decisions and HR processes by identifying needs and performance metrics.

01

Predict class sizes and enrollment trends up to one year in advance

02

Avoid unnecessary RIFs

03

Determine most productive mix of staff and contractors

04

Plan staff across districts just with a few clicks

05

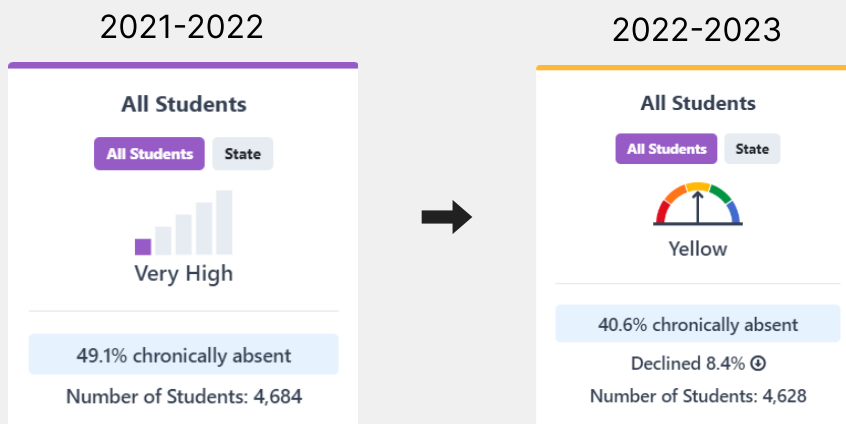
Manage daily staffing adjustments on the fly

Testimonials



Case Study

National Elementary District started using iTAAP in the 2021-2022 school year and their chronic absenteeism declined by 8.4%



Quote Verbatim From A Board Member

See what Celeste Winders from Sonoma Valley Unified has to say about iTAAP:

“I’m so ridiculously excited about this - I feel like where has this been all our life? Because I feel like as a district we’re always sort of behind the ball. We find out that, you know, even at an individual level that a student hasn’t made the progress they need to make in order to move to the next level or have enough credits and it’s after the effect. And everyone’s kind of scrambling. And then we do that at a macro level too at a district, where we get our data once a year and it’s after the fact, and we’re trying to figure out how to get ahead. **And what this system allows us to do - at a micro and a macro level - is to get ahead.** It even gives that prediction piece to it too. I’m so excited about this and I think this will really serve students at an individual level by progress monitoring them and preventing the students from falling through the cracks.”





South County SELPA is partnering with Expatiate to bring iTAAP to California districts.

iTAAP™ by Expatiate Communications is an AI based predictive analysis program for LEAs which projects future California School Dashboard colors as well as various compliance metrics such as PIR, DINC, MOE, and SPED Excess Costs. Along with predictions at the District and school level, iTAAP drills down to identify specific students whose academic performance contributes heavily towards a lower category colors. This data will empower the LEAs to achieve a higher classification in the CA School Dashboard by targeting those specific at need students for assistance.




Highlights

- Actionable insights at student level for current and future academic performance
- Guidance for district and school staff
- Opportunity for intervention and corrective action

Data literacy provided by South County SELPA

Get in touch

We're happy to answer any questions

-  +1 (310) 363-0349
-  Simplesped@excomweb.com
-  215 N Marengo Ave, #202
Pasadena, CA 91101

Learn more at: www.excomweb.com/itaap

